

***Martin Settlement Quarterly Report Summary:
September 2007 through September 2008***

Quarterly Enrollment Overview

Waiver allocations for Martin Settlement funded Individual Options (IO) waivers have been allocated by the Department to 969 individuals through the end of this period. Of the 8 outstanding allocations, 8 have been approved for delayed enrollment for reasons identified later in this report.

In the chart below, the 969 allocations are identified by settlement category of the applicant prior to allocation.

Chart 1 Martin Waiver Allocations by Category

Total Allocated (by Martin category)		<u>3rd Q 2007</u>	<u>4th Q 2007</u>	<u>1st Q 2008</u>	<u>2nd Q 2008</u>	<u>3rd Q 2008</u>	Approved for Delayed Enrollment
		Waiver Apps. Allocated	Waiver Apps. Allocated	Waiver Apps. Allocated	Waiver Apps. Allocated	Waiver Apps. Allocated	
DC	77	2	4	4	22	45	0
ICFMR	153	13	25	23	55	35	2
NF	57	5	12	13	9	17	1
REGULAR	690	26	142	167	143	207	5
	977	46	183	207	229	304	8

There have been 697 individuals enrolled from the 977 allocations made thus far. Payment Authorization for Waiver Services (PAWS) for 471 of these individuals has been received by the department and waiver services have been initiated for them.

A total of 15 individuals have been disenrolled or denied. Of those 15 formerly enrolled individuals, 7 are deceased and 1 moved out of state.

Narrative Descriptors of Applicants Identified for Enrollment

Chart 1 Martin Waiver Allocations by Category indicates the 977 individuals identified for potential enrollment through this reporting period. At the time of allocation, 77 individuals lived in Developmental Centers (DC), 153 lived in community based Intermediate Care Facilities for the Mentally Retarded (ICF/MR) operated privately and by mr/dd boards, 57 lived in nursing facilities and 690 lived in non-institutional settings, including their natural homes.

Requests for Delay

To date, county mr/dd boards have requested delayed enrollment for 8 individuals mainly due to issues in finalizing alternate living arrangements.

A Subset of Statistical Analyses

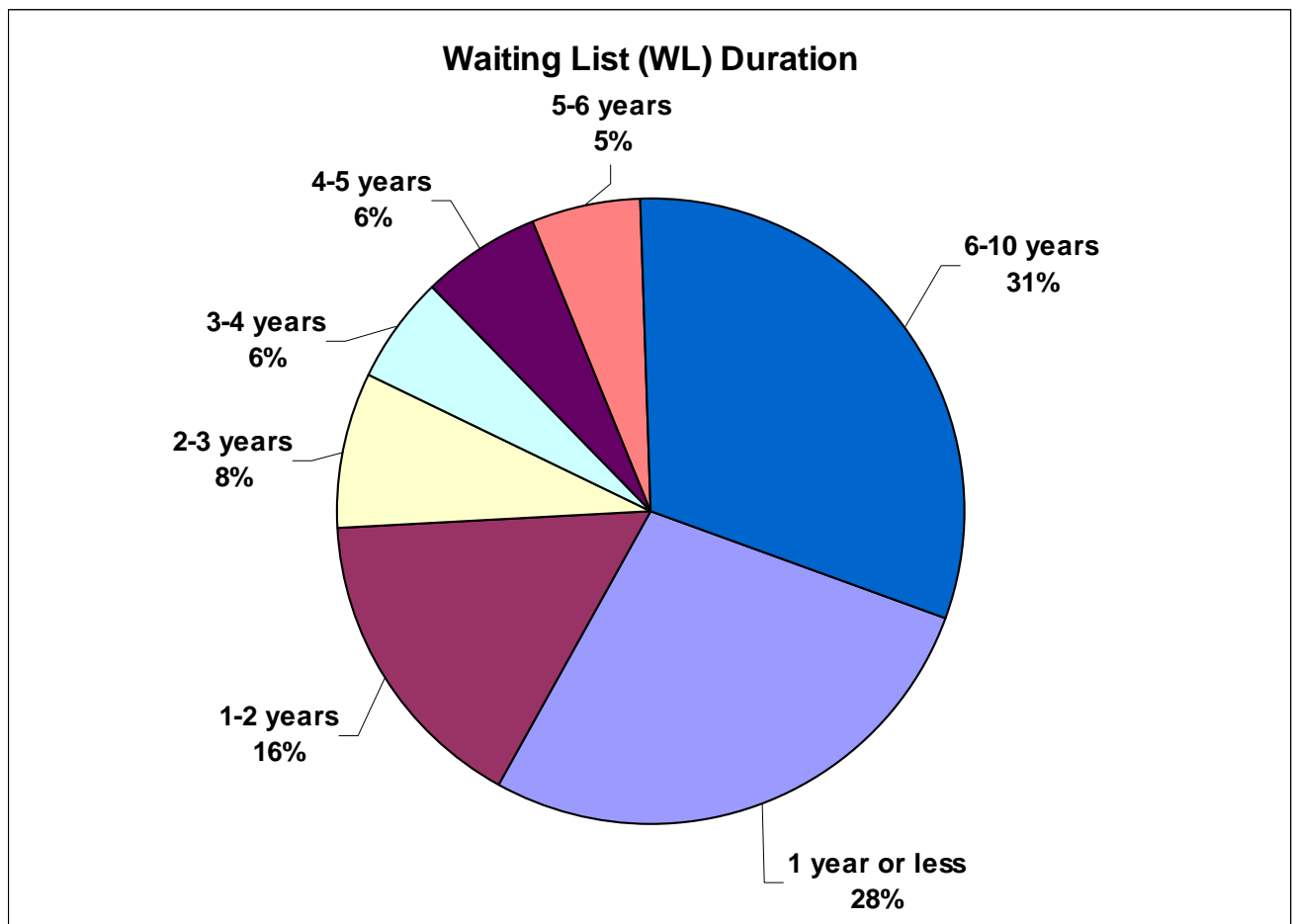
Demographic analyses were completed for the individuals who were enrolled on the Martin IO waiver during this twelve month reporting period.

Outcomes of four major components analyzed follow:

1. Waiting List Duration (for Martin waiver allocations)
2. Breakdown of Enrollment Reasons (for Martin waiver applications received)
3. Waiting List Records on or Before 7/1/07 (for Martin waiver allocations)
4. Prior Authorizations (PA) Received (for Martin enrollees)

Item #1 indicates the amount of time, measured in years, that individuals have been waiting for waiver services, as indicated on the waiting list information submitted to the Department by county mr/dd boards through their completion of the Individual Information Form (IIF). This data reflects individuals with Martin allocations (as opposed to those fully enrolled).

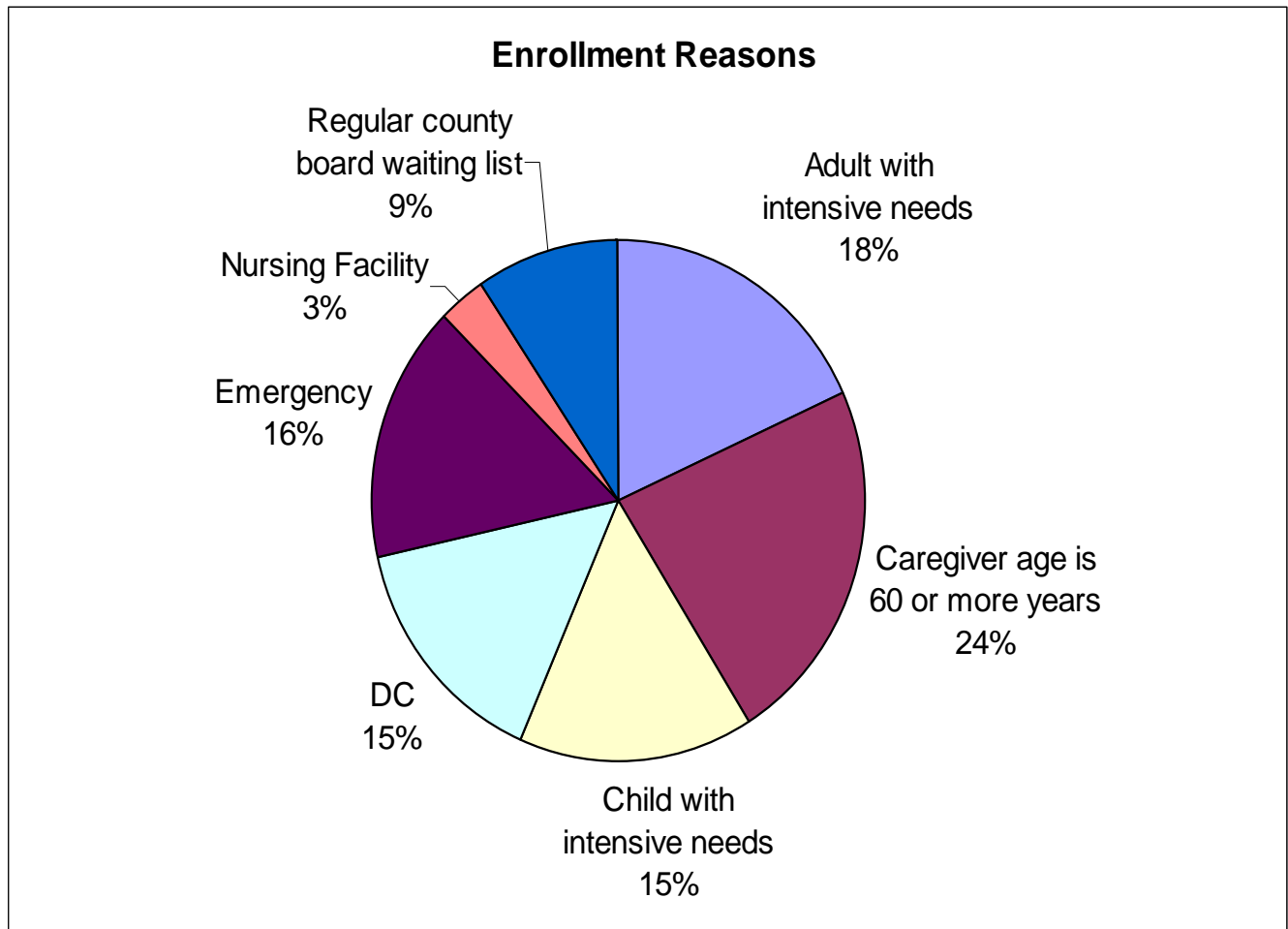
1 year or less	171
1-2 years	100
2-3 years	50
3-4 years	35
4-5 years	37
5-6 years	34
6-10 years	194
+10 years	299



Note: A change in the groupings for waiting list time has occurred since the last published report.

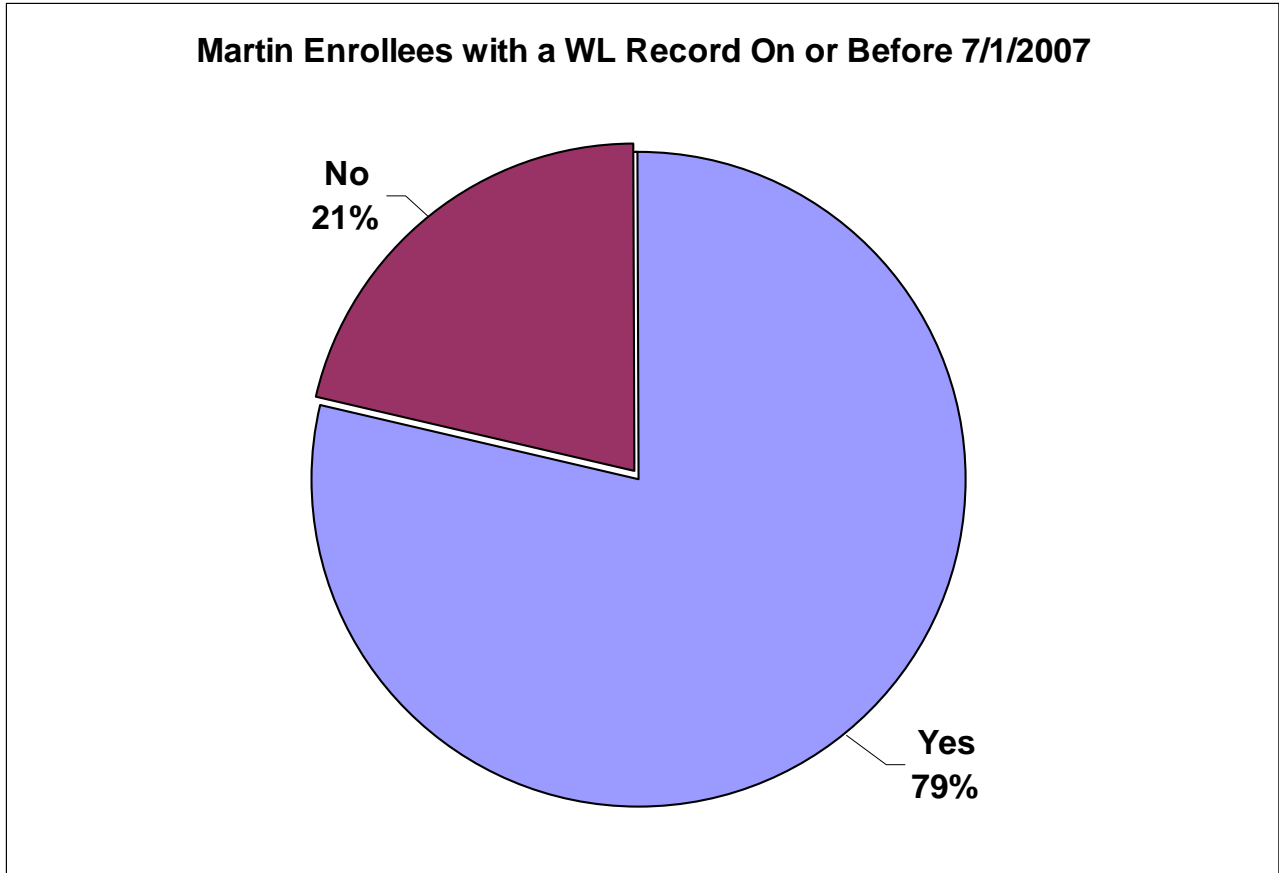
Item #2 indicates the reason for each individual’s enrollment category based on the waiver application submitted. No individual was enrolled for the purpose of re-financing supported living or adult services. This data reflects Martin applications received (though not all have been finalized).

Adult with intensive needs	139
Caregiver age is 60 or more years	172
Child with intensive needs	116
DC	114
Emergency	124
Nursing Facility	23
Regular county board waiting list	71



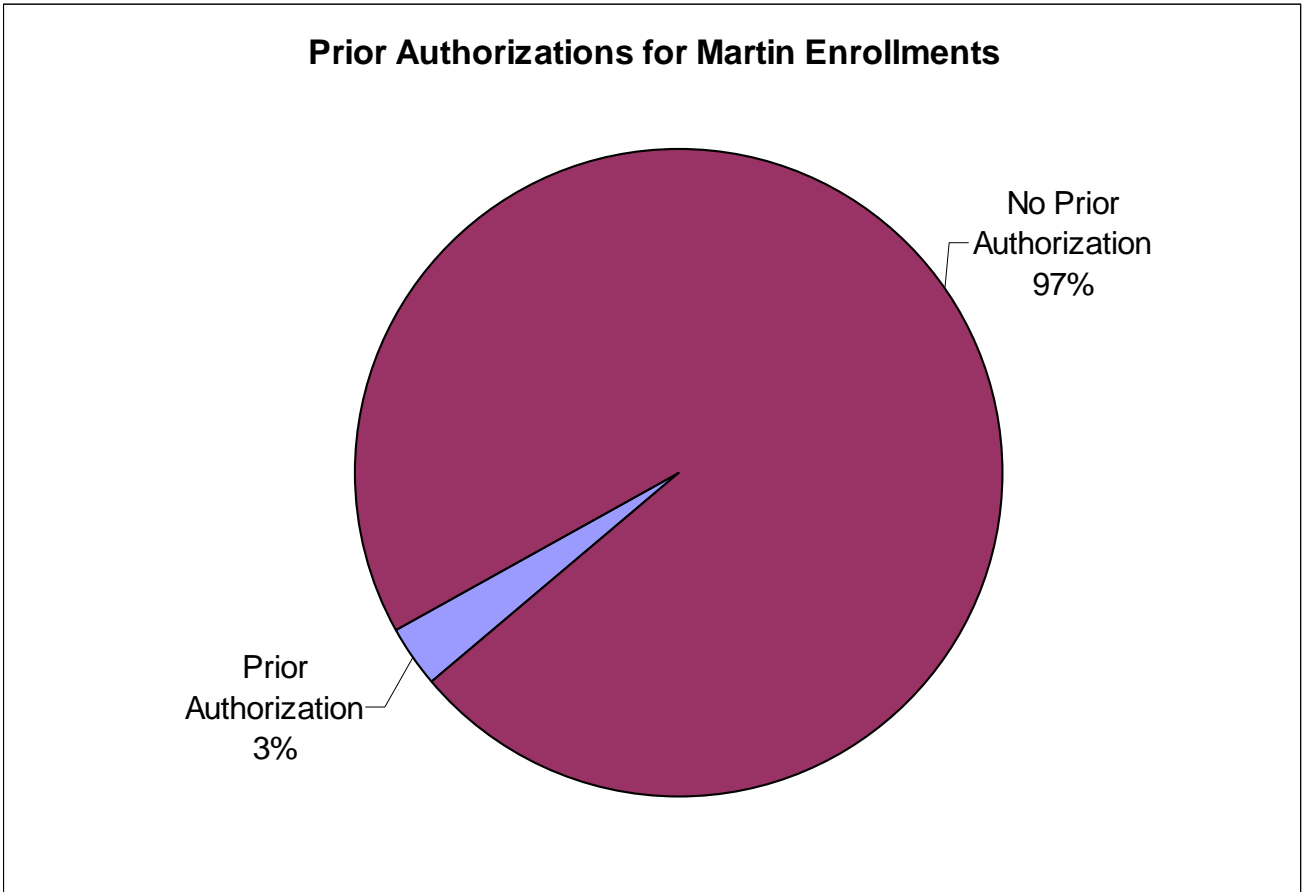
Item #3 indicates the numbers of individuals whose names were reflected on waiting lists provided to the department by county boards using the selection date of 7/1/07.

Yes	723
No	198



Item #4 indicates the number of Prior Authorization (PA) requests for Martin enrollees is lower than the average for the overall population. To date, only 21 PA requests have been received for Martin enrollees.

Prior Authorization	21
No Prior Authorization	676



Fiscal Impact

Based on an analysis of PAWS that have been approved by the department as of September 30, 2008, services have been initiated for 674 individuals.

MARTIN COST PROJECTIONS FISCAL YEARS 2009-2010	
FY 09 COST	FY 10 COST
\$33,637,769	\$36,756,381
FY 09 AVG COST	\$49,908 per person
FY 10 AVG COST	\$54,535 per person

Capital Funds

As of September 30, 2008, county mr/dd boards have engaged in the following activities to utilize these funds.

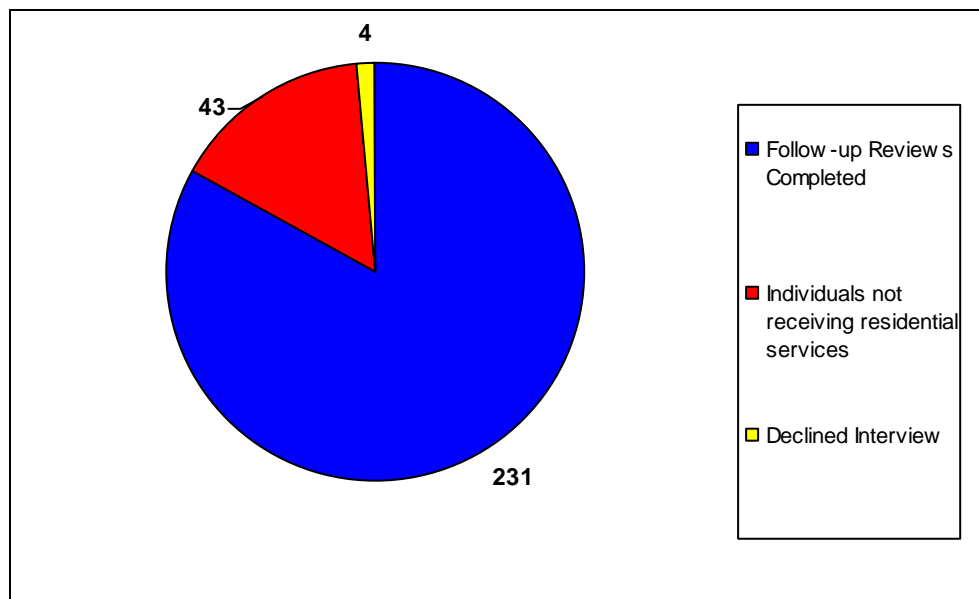
Capital Funds Disbursements to date

County Group	Total capital \$ allocated	Total capital purchases
Metropolitan Counties	\$6,427,159.00	22 homes
'Other' Counties	\$2,626,998.00	14 homes
Appalachian Counties	\$ 1,461,489.00	3 home

Quality Reviews

The Office of Provider Standards and Review continues to utilize the Participant Experience Survey to conduct 'follow-along' reviews of individuals receiving residential services that are paid for by Martin Settlement funded waivers. During the time period of July 1, 2008 through September 30, 2008 the following reviews were identified for completion:

- Two hundred thirty-one follow-up reviews were completed
- Forty-three reviews were not completed because individuals had not begun receiving residential waiver services
- Four individuals/guardians declined to be interviewed



The reviews continue to focus on individuals' choices and control, respect and dignity, access to care, and community integration/inclusion. Although the reviews are not intended as a compliance tool, reviewers do send a written summary to the county board SSA that includes issues identified as requiring follow up. The summary is also sent to the individual and guardian.

***Prepared by the ODMRDD
Division of Medicaid Development and Administration
October, 2008***